

Multi-Switch Housings

Dimensions - Panel Cut-Outs - Behind Panel Clearance

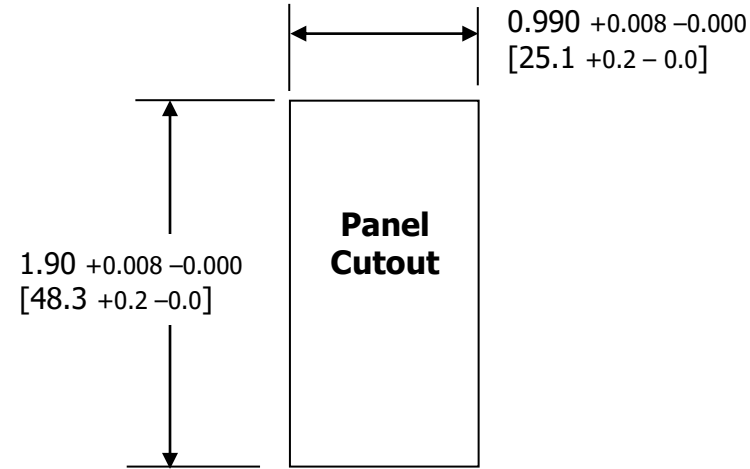
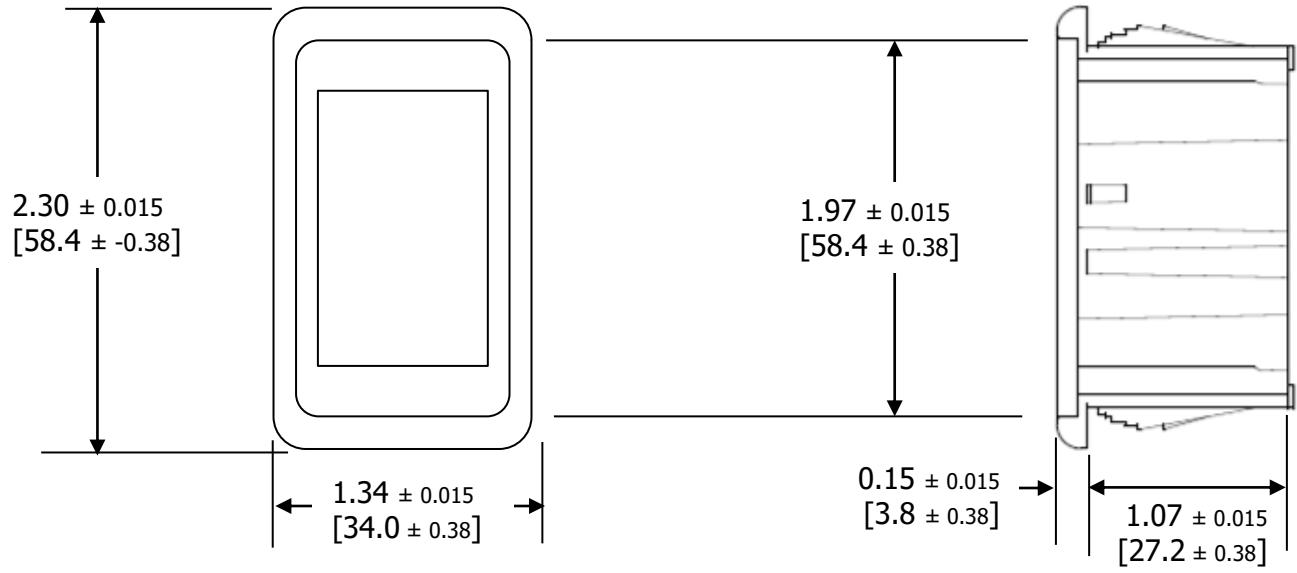
Doc DM 114

- Mono Housing – Page 2
- Dual Housing – Page 3
- Triple Housing – Page 4
- Quad Housing – Page 5
- Penta Housing – Page 6
- Clearance Requirements – Page 7
- Companion Documents – Page 8



Mono Switch Housing, 1 Switch – Dimensions and Panel Hole cutout

Applicable DM PNS:	5964-DM30-S2VT-EXT	5964-DM30-S2VT-INT
---------------------------	--------------------	--------------------

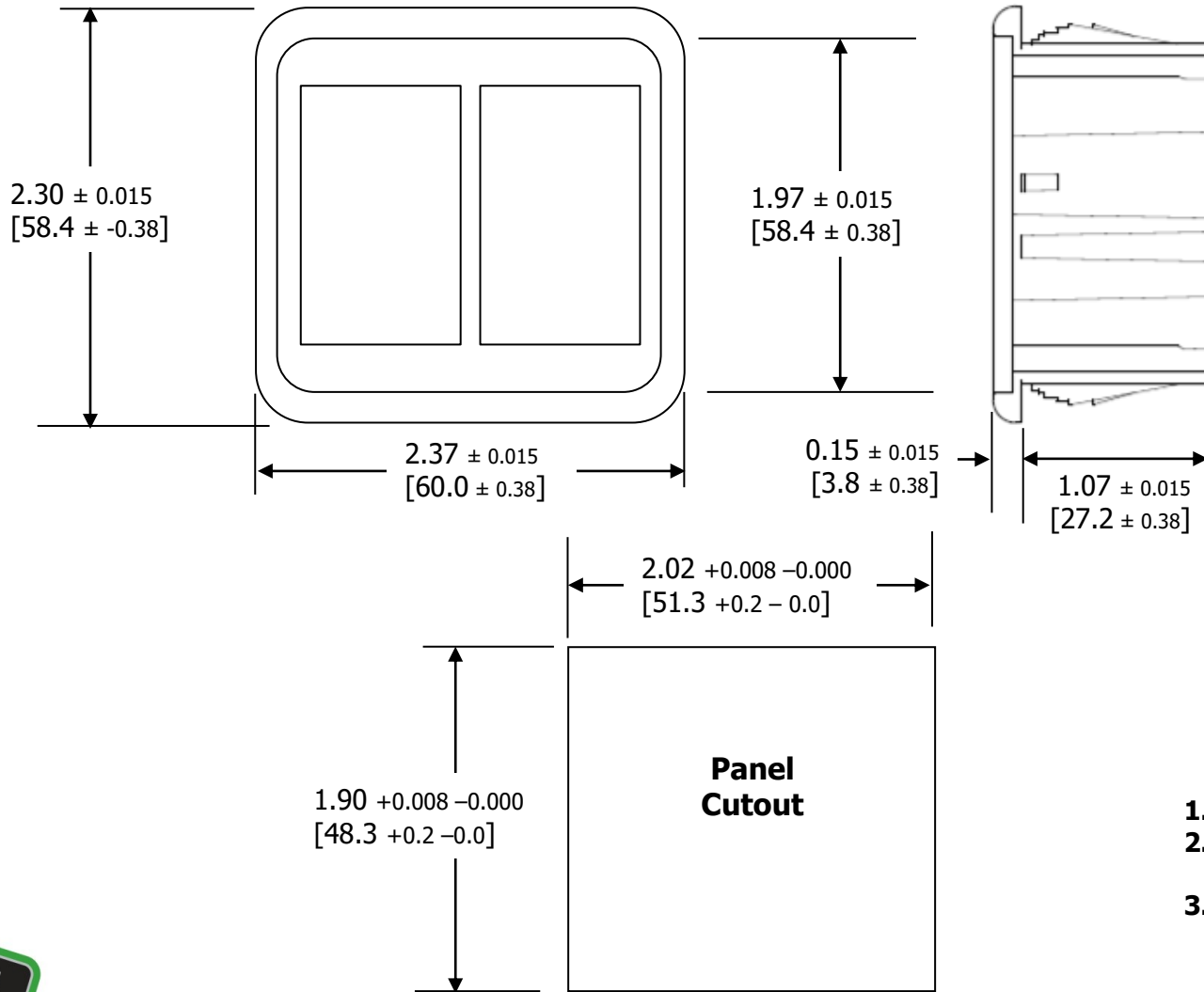


1. Dimensions in Inches [mm]
2. A Cutout template is included with each Switch Assembly
3. If Dwg. is used as template, please verify printout dimensions as printers vary



Dual Switch Housing, 2 Switches – Dimensions and Panel Hole cutout

Applicable DM PNS:	5963-DM30-S2VT-EXT	5963-DM30-S2VT-INT	5968-DM30-S2VT-1OS-1MS
---------------------------	--------------------	--------------------	------------------------

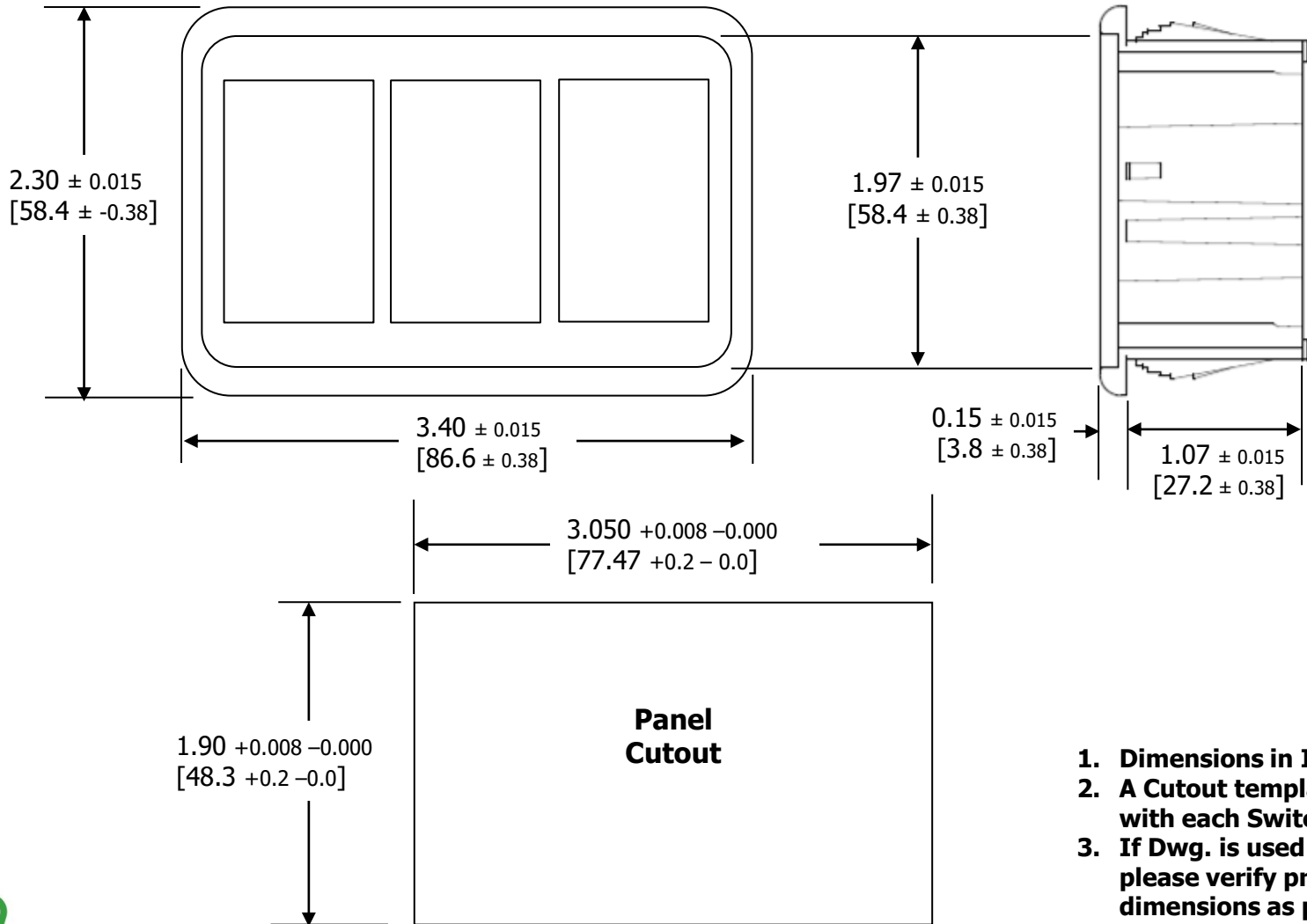


1. Dimensions in Inches [mm]
2. A Cutout template is included with each Switch Assembly
3. If Dwg. is used as template, please verify printout dimensions as printers vary



Triple Switch Housing, 3 Switches – Dimensions and Panel Hole cutout

Applicable DM PNS: 5942-DM30-S2VT-3OS-EXT 5942-DM30-S2VT-3OS-INT 5943-DM30-S2VT-2OS-1MS

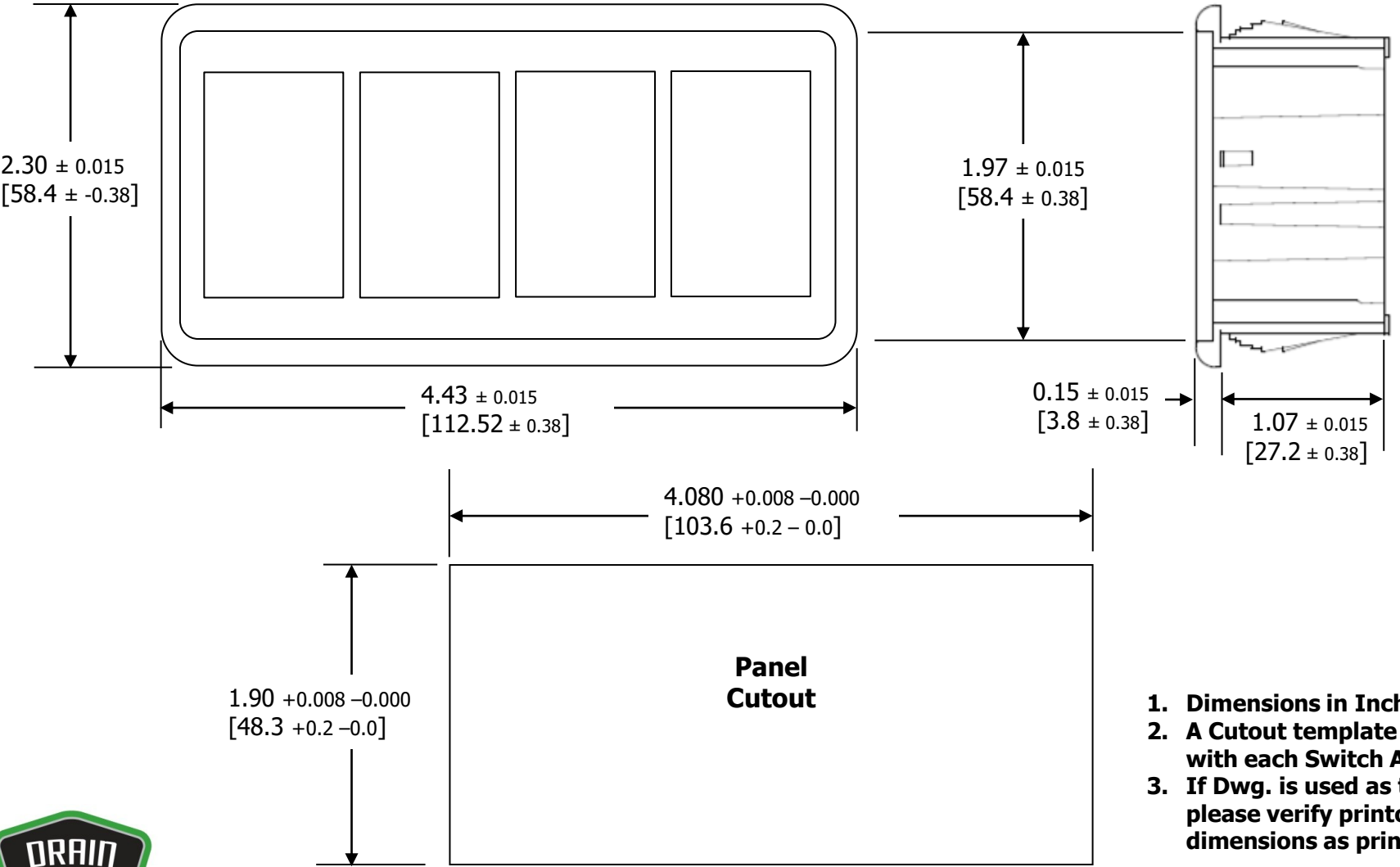


1. Dimensions in Inches [mm]
2. A Cutout template is included with each Switch Assembly
3. If Dwg. is used as template, please verify printout dimensions as printers vary



Quad Switch Housing, 4 Switches – Dimensions and Panel Hole cutout

Applicable DM PNS: 5944-DM30-S2VT-4OS-EXT 5944-DM30-S2VT-4OS-INT 5945-DM30-S2VT-3OS-1MS

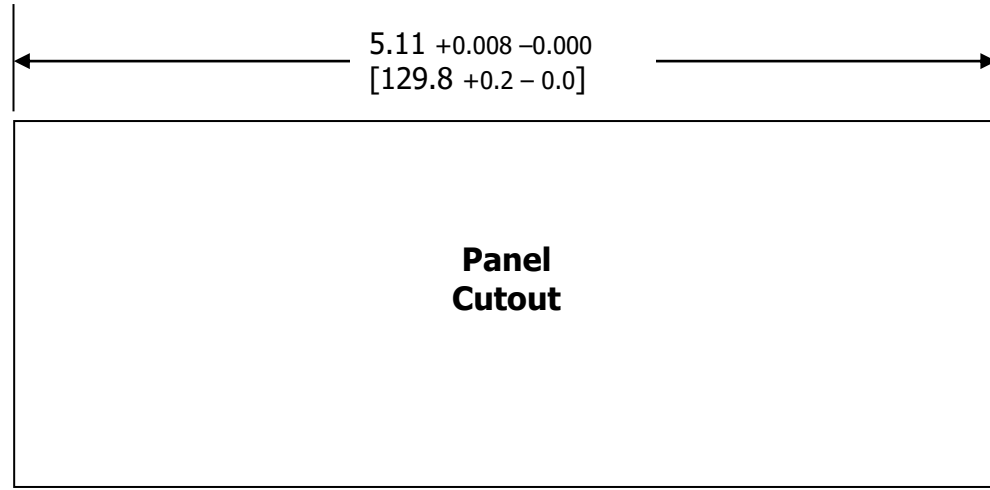
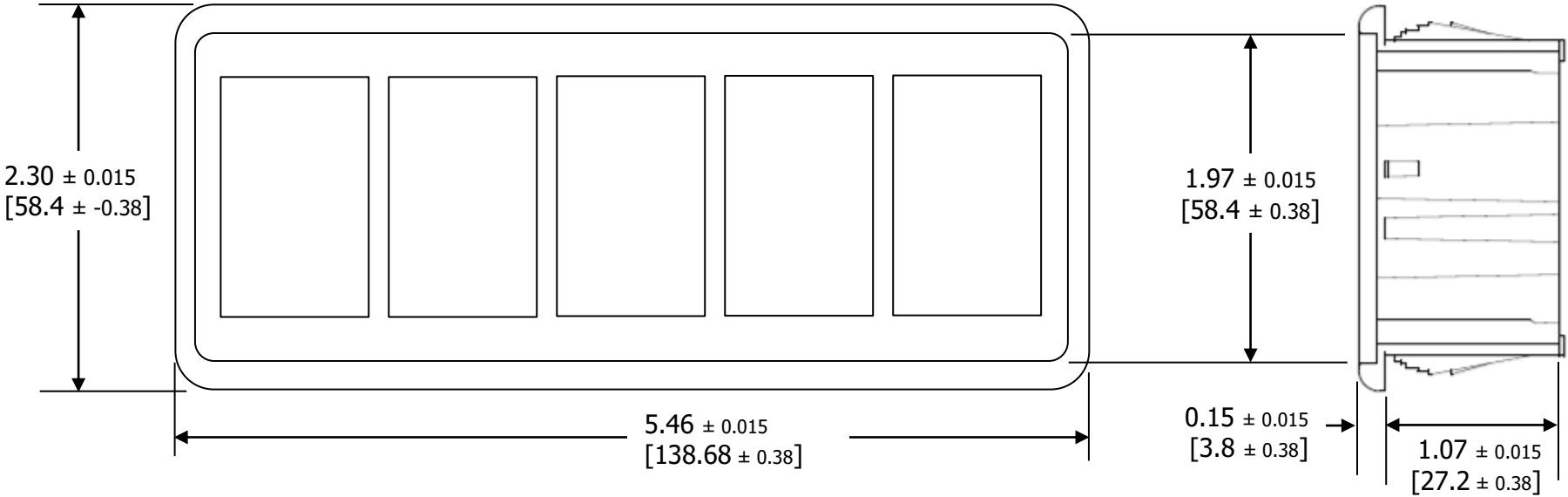


1. Dimensions in Inches [mm]
2. A Cutout template is included with each Switch Assembly
3. If Dwg. is used as template, please verify printout dimensions as printers vary



Penta Switch Housing, 5 Switches – Dimensions and Panel Hole cutout

Applicable DM PNS: 5970-DM30-S2VT-3OS-1MS

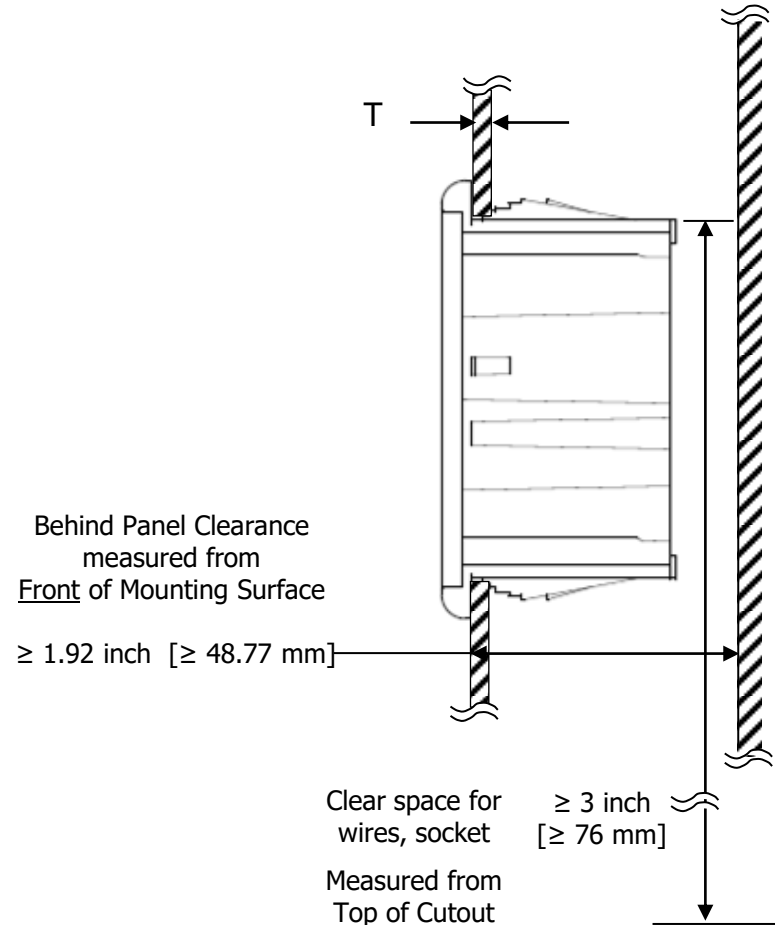


1. Dimensions in Inches [mm]
2. A Cutout template is included with each Switch Assembly
3. If Dwg. is used as template, please verify printout dimensions as printers vary



Panel Thickness and Behind Panel Clearance Requirements

Std. Panel Thicknesses, T , to Snap-fit Housing			
INCHES		MILLIMETERS	
0.062	±0.003	1.57	±0.08
0.093	±0.003	2.36	±0.08
0.125	±0.005	3.17	±0.13
0.187	±0.005	4.75	±0.13
0.250	±0.005	6.35	±0.13
0.375	±0.005	9.52	±0.13



1. Dimensions in Inches [mm]
2. Do not use Dwg. as template



Download or view S3VT companion documents in PDF format from 'Product Manuals' at our website

- DM101 S3VT Install Instructions
- DM102 S3VT Operating Switch and Cable Installation
- DM103 S3VT Valve Configuration Guide
- DM104 S3VT 12 V DC Wiring Diagram
- DM106 S3VT System Master Switch Installation

Help improve our documents

Please give your feedback

Toll free 1 877 787 8833

email: admin@drainmaster.com

