



DOC WM84

Guidelines for Installing the Waste Master Tubular Storage System

- ✓ Motor Homes
- ✓ 5th wheels
- ✓ Travel Trailers

Guidelines for Installing the Waste Master Tubular Storage System

Part # 5709

Congratulations on your purchase of the Waste Master Storage System. Because every RV is different, the way you install this product on your RV will likely be different than the next person. The door frame assembly and enclosure can be left as is or painted to match your RV.


1. **Enclosure & Door Frame Assembly-** Insert the spring latch through the hole in the bottom of the enclosure and then line up and snap the door on. Please note, the key will not work properly until the door frame assembly is snapped all the way onto the enclosure.



Spring latch inserted into enclosure

View of spring latch from back of enclosure



2. **Storage Pipe-** The storage tube arrives in two sections. A coupler to attach the two is on the end of one of the pieces. You can cut the tube down to fit your RV. There is also a cap included which you should glue onto the end so that the hose can't push out the back. We recommend polystyrene glue which is available at hardware stores.



3. **Attaching Storage Pipe to Enclosure-** Cut a notch in the pipe so that the pipe will slide all the way onto the enclosure. It will fit snugly but we recommend that you use a hose clamp for extra security. Be careful not to tighten the hose clamp too tightly. Do not use glue.



4. **Mounting Options-** The enclosure can be mounted in the vertical position like the picture above or it can be placed horizontally. In addition, it can be installed underneath the RV or inside of a compartment. Below are a few examples of the ways some of our customers have installed the system.



The pipe can be supported in a number of ways. It will depend on your particular RV.

Some duct strap will likely come in handy when securing the pipe.



If you have questions, please don't hesitate to call us toll free (877) 787-8833